

UDC 597.541(1-021.26:931)

THE RELATIONSHIP BETWEEN FISH LENGTH AND OTOLITH SIZE AND WEIGHT OF THE AUSTRALIAN ANCHOVY, *ENGRAULIS AUSTRALIS* (CLUPEIFORMES, ENGRAULIDAE), RETRIEVED FROM THE FOOD OF THE AUSTRALASIAN GANNET, *MORUS SERRATOR* (SULIFORMES, SULIDAE), HAURAKI GULF, NEW ZEALAND

L. A. Jawad*, N. J. Adams

School of Environmental and Animal Sciences,
Unitec Institute of Technology, Victoria Street West,
Auckland 1142, New Zealand

*Corresponding author

E-mail: laith_jawad@hotmail.com

L. A. Jawad (<https://orcid.org/0000-0002-8294-2944>)

The Relationship Between Fish Length and Otolith Size and Weight of the Australian Anchovy, *Engraulis australis* (Clupeiformes, Engraulidae), Retrieved from the Food of the Australasian Gannet, *Morus serrator* (Suliformes, Sulidae), Hauraki Gulf, New Zealand. Jawad, L. A., Adams, N. J. — Relationships between fish length and otolith length, width and mass were examined in the Australian anchovy *Engraulis australis* (White, 1790) recovered from the food of Gannet examined from colonies at islands of Horuhoru Rock and Mahuki Islands in the Hauraki Gulf, New Zealand. The relationships between otolith length- fish total length (TL), otolith-weight-TL, and otolith-width-TL were investigated by means of non-linear regression models ($TL = 0.54 OL^{16.86}$, $TL = 4.39 OW^{7.61}$ and $TL = 26.19 OWe^{2.2}$). This study characterizes the first reference available on the relationship of fish size and otolith size and weight for *E. australis* obtained from bird's food in the Pacific Ocean region.

Key words: otolith, size, Hauraki Gulf, fish length, morphometrics, non-linear regression, Gannet.

Introduction

The Australian anchovy, *Engraulis australis* (White, 1790) is a marine species that sometimes enters brackish waters (Whitehead et al., 2019). Typically the species inhabits the pelagic-neritic region of the sea at a depth of 31–70 m (Stevenson, 2004). Mature individuals of this species reach maximum total length of 150 mm (Miskiewicz & Neira, 1998) with average total length of 120 mm (Munroe & Nizinski, 1999). *Engraulis australis* are distributed along the Australian East coast from Queensland to Northern Tasmania including Lord Howe Island and Norfolk Island and then along the Australian Southern coast but excluding the Great Australian Bight and then North along to coast of Western Australia to Shark Bay, Western Australia. The species is also found in the coastal waters of North and South Island in New Zealand excluding southeast coast of the South Island (Froese & Pauly, 2019). Individuals of this species form compact schools and are prey to larger fishes, marine mammals and birds (Majluf & Reyes, 1989; Bunce, 2001; Schuckard et al., 2012).

The predator-prey relationship is an important key ecological interaction in understanding the functioning of marine ecosystems. These can be explored, in part, by determining the diet of apex predators. A highly visible component of the suite of marine predators is seabirds and examination of feeding and foraging ecology has been an important thrust in seabird research. Obtaining direct and systematic observations of feeding seabirds is challenging. Approaches to identifying prey of seabirds have included killing of birds to inspecting their stomach contents through to analyses of faeces or regurgitated food remains, and tissue collection (Duffy & Jackson, 1986; Andersen et al., 2004). Identification of species in the diet relies on identification of prey at varying degrees of digestion.

Fish otoliths are resistant to digestion and are characterised by species-specific characters. Examination of otoliths has allowed identification of fish found in the stomachs of predatory, piscivorous fishes (Blackwell and Sinclair, 1995; Labeelund et al., 1996) and also for regurgitated food remains of piscivorous birds (Veldkamp, 1995; Kubetzki & Garthe, 2003; Liordos & Goutner, 2009) and in regurgitations and faeces of fur seals (Page et al., 2005). Therefore, several investigators have examined the morphology of otoliths (Smale et al., 1995; Campana, 2004; Lombarte et al., 2006; Sadigzadeh & Tuset, 2012; Jawad et al., 2018 a, b). Beside taxonomic purposes, otolith sizes and morphometric features such as length, width and weight are also imperative to evaluate the size and mass of the fish being preyed upon, as often in studies on feeding ecology the only item enduring in the stomach of a predator is the otolith (Jawad et al., 2011 a, b, c).

In addition, the size and mass of a fish can be predicted from otolith measurements since somatic growth is positively related to a range of otolith parameters. Accordingly it is possible to reconstruct prey size and biomass from otoliths obtained from stomach contents of these animals (Battaglia et al., 2010). This is only possible when the correlations between detailed morphological features of the prey (e.g. otolith length and weight) and actual prey size, and weight-length relationships of prey species are known (Granadeiro & Silva, 2000; Jawad & Al-Mamry, 2012; Jawad et al., 2011 a). In addition as consistent taxonomic tools, otolith length and width parameters, and their associations are generally used in keys and identification guides on fish otolith morphology (Lombarte et al., 2006).

This study is part of series of investigations on the fish found in the food of the Australian gannets, *Morus serrator*. These studies include examination of several fish body structures including otolith. In this perspective, this paper aims to make data available on morphometric parameters by means of analysing body size and otolith size and weight relationships in *E. australis* (Gray, 1843) a marine pelagic-neritic species in the eastern Pacific coast of New Zealand. Except for the work of Furlani et al. (2007), no more information is available on fishes of the South Pacific in general and those of New Zealand in particular and it will be valuable for future researchers investigating the biology of piscivorous fishes, birds and marine mammals to detect the size of fishes from the length of regained otoliths. In a novel approach we used fish recovered from Australasian gannets, *Morus serrator* at two breeding colonies in the Hauraki Gulf, New Zealand.

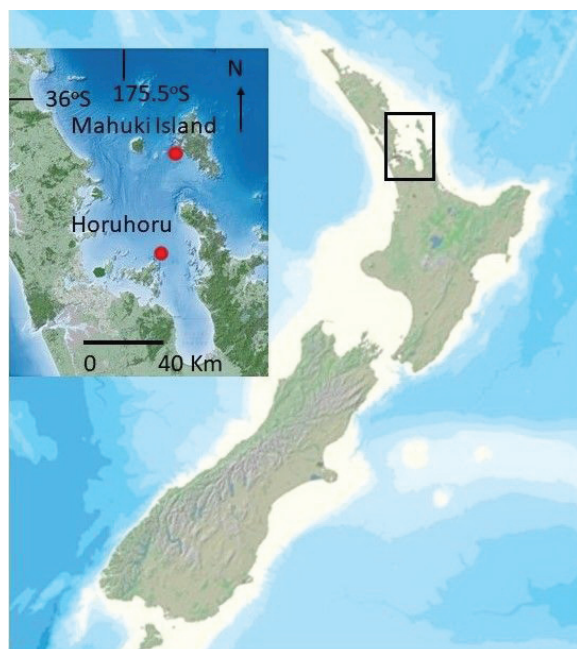


Fig. 1. Map showing the location of the gannet's colonies in the Hauraki Gulf, New Zealand.

Material and methods

Description of sampling area and stomach collection

Regurgitate samples were collected at two Australasian gannet colonies located on islands in the Hauraki Gulf namely Horuhoru in the inner Gulf and Mahuki Island, some 55 km to the North East in the outer gulf. As such the colony lies closer to deeper oceanic waters (fig. 1). Birds are present in substantial numbers at breeding colonies from July, when birds first return to the colonies, to March when the last of the chicks fledge. We sampled gannets in December and January across two consecutive breeding seasons (2017–2018 and 2018–2019) when adults were attending large chicks and making regular trips to coastal waters to collect food to feed chicks. Australasian gannets often feed in relatively close to their colonies and may return with relatively undigested fish. On capture and handling gannets may regurgitate spontaneously. All birds were released at their nest site after capture and collection of the regurgitation samples. The samples were collected as part of a study characterising the diet of gannets in the Hauraki Gulf foraging from neighbouring colonies.




Fig. 2. A, *Engraulis australis*, 138 mm TL; B, Otolith of *Engraulis australis*, 135 mm TL showing otolith sizes, length (OL) and width (OW).

Adult gannets were caught at their breeding colony immediately on arrival to feed chicks using a modified shepherd's hook. Such birds frequently regurgitate food spontaneously on handling. To facilitate collection of contents, birds are held at angle with the bill and throat inclined downwards and where necessary accompanied by gentle massaging of the throat from the base to its junction with the mouth. Regurgitated samples were collected into buckets held in front of the bird's bill by a second individual. On collection food samples were placed in plastic bags and kept chilled in an insulated container with freezer blocks. At the end of the day samples were frozen for preservation. Once back at the laboratory samples were defrosted for analysis and removal of otoliths.

Collecting fish specimens from Gannet's food

Studies of otolith morphology and size recovered from predators must deal with the problem of otolith erosion by stomach acids, making them not suitable for species identification or size estimation (Barrett et al., 2007). In our study the problem of erosion was absent as whole, undigested fish were retrieved from the food of the gannet and the otoliths were still intact in the head of the fish where they were not exposed to the acidic environment of the stomach of the bird. Chemical and mechanical aberrations can change the shape of the otolith and reduce their usefulness for size reconstruction of whole fish (Jobling & Breiby, 1986; Granadeiro & Silva, 2000).

The specimens were washed with water to remove any adhering food remains (fig. 2, A.) A total of 64 whole *E. australis* were obtained from the food samples of Australasian gannets *M. serrator*. Total length (TL) (\pm standard deviation) was measured to the nearest 1 mm from the tip of the snout to the posterior edge of the caudal fin. Otoliths (sagittae) were removed from both sides of the fish head by a cut in the cranium to uncover them and then cleaned and stored dry in glass vials. Each otolith was positioned under a dissecting microscope with the sulcus acusticus oriented towards the observer and its length was measured on the axis between the rostrum and post-rostrum axis (nomenclature of Smale et al., 1995) (fig. 2, B). Otolith weight was obtained to the nearest 0.001 g. The measurements used followed Jawad et al. (2017).

Statistical analysis

The relationship between otolith size (length, width, weight) and fish size (TL) was determined using non-linear regression for the following parameters: otolith length (OL) — total length (TL), otolith width (OW) — total length (TL) and otolith weight (OWe) — fish length (TL). These equations were first calculated for both left and right otoliths and ANCOVA test (Fowler and Cohen 1992) was used to check any differences between regressions.

Result

A total of 64 otoliths were extracted. Total length of the fish specimens used in this study ranged from 82–118 mm with an average value at 103.05 ± 3.6 mm. As the fish individuals were obtained in the food of gannet, *M. serrator*, the length range of our sample was limited. The data of fish total length, otolith length, width and weight are given in table 1. Ranges and means (\pm standard deviation) of otolith length, width and mass were shown in table 2.

Table 1. Data of fish total length, otolith length, otolith width and otolith weight obtained from *Engraulis australis* retrieved from the food of the Australasian gannet *Morus serrator*, Hauraki Gulf, New Zealand

Total length	Otolith length	Otolith width	Otolith weight
82	7.1	1.52	0.021
82.6	7.2	1.54	0.022
82.9	7.26	1.57	0.023
83	7.28	1.58	0.023
83.2	7.28	1.59	0.024
83.5	7.29	1.67	0.025
83.7	7.3	1.69	0.025
83.9	7.3	1.68	0.026
84	7.3	1.69	0.026
84.2	7.3	1.7	0.027
84.5	7.3	1.71	0.028
84.7	7.3	1.72	0.028
84.9	7.3	1.79	0.028
85	7.3	1.79	0.028
85.5	7.4	1.8	0.03
85.7	7.4	1.82	0.03
85.9	7.4	1.83	0.031
86	7.4	1.85	0.031
86.2	7.4	1.87	0.032
87	7.4	1.92	0.033
87.8	7.4	1.98	0.034
88	7.4	2	0.035
88.6	7.5	2.1	0.036
88.9	7.5	2.1	0.037
89	7.5	2.16	0.037
89.6	7.5	2.19	0.038
89.8	7.5	2.2	0.039
90	7.5	2.2	0.039
92.1	7.5	2.38	0.044
92.6	7.5	2.39	0.045
92.8	7.5	2.4	0.046
93	7.5	2.45	0.046
93.2	7.5	2.48	0.046
93.7	7.5	2.49	0.047
93.9	7.5	2.51	0.048
94	7.4	2.53	0.049
94.8	7.48	2.58	0.05
95	7.4	2.59	0.052
95.7	7.39	2.6	0.053
95.9	7.37	2.61	0.053
98	7.2	2.7	0.056
98.4	7.2	2.7	0.057
98.8	7.2	2.72	0.058
99	7.18	2.74	0.058
99.5	7.14	2.75	0.058
99.8	7.13	2.76	0.059
100	7.1	2.79	0.06
100.6	7.1	2.8	0.061
100.9	7.1	2.83	0.062
103	7.1	2.88	0.063

103.6	7	2.89	0.065
103.9	7	2.87	0.063
104	7	2.88	0.064
104.5	7	2.89	0.065
104.9	7	2.86	0.066
105.2	7	2.87	0.067
106	7	2.89	0.067
110	6.7	2.85	0.07
115	6.4	2.75	0.074
116	6.3	2.7	0.075
117	6.23	2.65	0.076
117.8	6.1	2.6	0.077
118	6.2	2.57	0.078

Table 2. Data analysis of *Engraulis australis* collected from the food of gannet inhabiting colonies at Hauraki Gulf, New Zealand

Parameter	Range	Mean (\pm SD)	Equation	R ²
Otolith length, mm	6.2–7.5	6.83 \pm 5.5	Y = -0.0017x ² + 0.3081x - 6.4963	0.9446
Otolith width, mm	1.68–2.89	2.26 \pm 3.3	Y = -0.0023x ² + 0.4939x - 23.5140	0.9970
Otolith weight, gms	0.021–0.078	0.048 \pm 1.14	Y = 3E-05x ² + 0.0080x - 0.4188	0.9979

Note. OL, otolith length; OW, otolith width; Owe, otolith weight. R², coefficient of determination.

The various relationships between fish length and otolith length, width and weight are shown in table 2 and fig. 3. In the examination of morphometric parameters (otolith length and width) and mass against fish total length, no substantial differences ($P = 0.2$) between right and left otoliths were detected by ANCOVA test. Consequently, single linear regression was plotted for each parameter. The otolith size parameters were significantly and highly correlated with the size of the fish (table 2).

Discussion

The significant relationship obtained in the present study between the fish total length and each of the morphometric characters of the otoliths the *E. australis* is in accordance with the other studies (Jawad & Al-Mamry, 2012; Jawad et al., 2011 a).

Although the taxonomic value of the otolith of *E. australis* is not an issue in the present study, but it is worth mentioning that the development of the relationship between fish and otolith sizes might be considered another taxonomic benefit that can be added to those previously set for fish otolith (Battaglia et al., 2010).

The relationships can be back-calculated to gain fish size from otoliths retrieved from the stomachs of predator bird. The biology and ecology of *E. australis* have been investigated in both the Australian and the New Zealand waters (Blackburn, 1967; Francis et al., 2005; Ward et al., 2006). On the other hand, the relationship of fish size-otolith measurements of this species were previously studied only in the Australian waters (e. g. Furlani et al., 2007). Accordingly, this research complements information for this species and for the region, which will be valuable exploring marine trophodynamics in the area (Zan et al., 2015).

The absence of statistical differences between left and right sagittae indicates that otoliths on either body side be used indiscriminately for fish-size estimations (Battaglia et al., 2010; Jawad et al., 2011 a, b; Mehanna et al., 2016; Park et al., 2017; Yilmaz et al., 2015; Qasim et al., 2019).

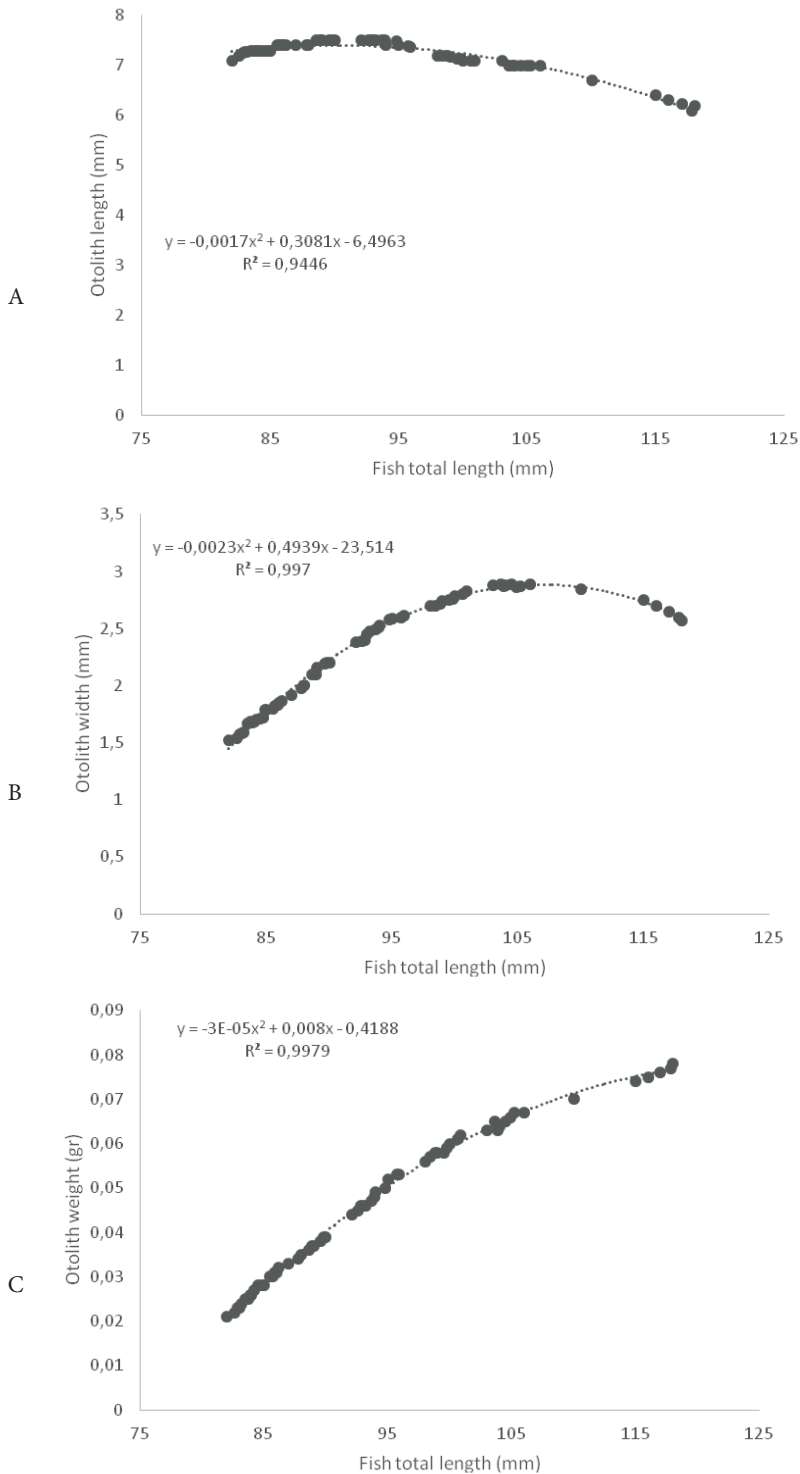


Fig. 3. Fish total length relationship with: A — otolith length; B — otolith width; C — otolith weight.

Determination of fish size from otolith measurements should be used cautiously because of differences in the growth of individuals belonging to the same species but of different stocks or that live in different areas (Campana et al., 1993; Reichenbacher et al., 2009) or because of variations between sexes (Echeveria, 1987).

The study was funded in part by Birds NZ and Unitec Strategic Research Fund. The gannets, from which regurgitations were collected, were sampled under a Department of Conservation Wildlife Authority (38016-FAU) and a University of Auckland Animal Ethics Committee approval notice (001797).

Conflicts of interest

The authors declare that they have no conflicts of interest.

Funding

Partially funded by Birds NZ and Unitec Strategic Research Fund.

References

- Andersen, S. M., Lydersen, C., Grahl-Nielsen, O., Kovacs, K. M. 2004. Autumn diet of harbour seals (*Phoca vitulina*) at Prins Karls Forland, Svalbard, assessed via scat and fatty acid analyses. *Canadian Journal of Zoology*, **82**, 1230–1245.
- Barrett, R. T., Camphuysen, C. J., Anker-Nilssen, T., Chardine, J. W., Furness, R. W., Garthe, S., Huppopp, O., Leopold, M. F., Montevecchi, W. A., Veit, R. R. 2007. Diet studies of seabirds: a review and recommendations. *ICES Journal of Marine Science*, **64**, 1675–1691.
- Battaglia, P., Malara, D., Romeo, T., Andaloro, F. 2010. Relationships between otolith size and fish size in some mesopelagic and bathypelagic species from the Mediterranean Sea (Strait of Messina, Italy). *Scientia Marina*, **74**, 605–612.
- Blackburn, M. 1967. Synopsis of biological information on the Australian anchovy *Engraulis australis* (White). *Calif Coop Ocean Fish Invest Rep*, **11**, 34–43.
- Blackwell, B. F., Sinclair, J. A. 1995. Evidence of secondary consumption of fish by double-crested cormorants. *Marine Ecology Progressive Series*, **123**, 1–4.
- Bunce, A. 2001. Prey consumption of Australasian gannets (*Morus serrator*) breeding in Port Phillip Bay, southeast Australia, and potential overlap with commercial fisheries. *ICES Journal of Marine Science*, **58**, 904–915.
- Campana, S. E., Ampana, S. E., Casselman, J. M. 1993. Stock discrimination using otolith shape analysis. *Canadian Journal of Fisheries and Aquatic Science*, **50**, 1062–1083.
- Campana, S. E. 2004. *Photographic atlas of fish otoliths of the Northwest Atlantic Ocean*. Ottawa, Ontario, NRC Research Press, 1–284.
- Duffy, D. C., Jackson, S. 1986. Diet studies of seabirds: a review of methods. *Colonial Waterbirds*, **9**, 1–17.
- Echeveria, T. W. 1987. Relationship of otolith length to total length in rockfishes from northern and central California. *Fisheries Bulletin*, **85**, 383–387.
- Fowler, J., Cohen, L. 1992. *Practical statistics for field biology*. John Wiley and Sons, Chichester, New York, Brisbane, Toronto, 1–227.
- Francis, M. P., Morrison, M. A., Leathwick, J., Walsh, C., Middleton, C. 2005. Predictive models of small fish presence and abundance in northern New Zealand harbours. *Estuarine, Coastal and Shelf Science*, **64**, 419–435.
- Froese, R., Pauly, D., eds. 2019. *FishBase. World Wide Web electronic publication*. www.fishbase.org, accessed December 2019.
- Furlani, D., Gales, R., Pemberton, D. 2007. Otoliths of common Australian temperate fish: a photographic guide. CSIRO Publishing, Collingwood, Australia, 1–207.
- Granadeiro, J. P., Silva, M. A. 2000. The use of otoliths and vertebrae in the identification and size-estimation of fish in predator-prey studies. *Cybium*, **24**, 383–393.
- Jawad, L. A., Al-Mamry, J. 2012. Relationship between fish length and otolith dimensions in the carangid fish (*Carangoides coeruleopinnatus* (Rüppell, 1830)) collected from the Sea of Oman. *Journal of Fisheries Sciences.com*, **6**, 203–208.
- Jawad, L. A., Al-Mamry, J., Al-Busaidi, H. 2011 a. Relationship between fish length and otolith length and width in the lutjanid fish, *Lutjanus bengalensis* (Lutjanidae) collected from Muscat City coast on the Sea of Oman. *Journal of Black Sea/Mediterranean Environment*, **17**, 116–126.
- Jawad, L. A., Al-Mamry, J., Al-Mamari, H. M., Al-Yarubi, M. M., Al-Mamary, D. S., Al-Busaidi, H. K. 2011 b. Relationships between fish length and otolith length, width and weight of *Rhynchorhamphus georgi* (Valenciennes, 1846) (Family: Hemiramphidae) collected from Oman Sea. *Romanian Journal of Biology*, **56**, 189–200.
- Jawad, L. A., Ambuali, A., Al-Mamry, J. M., Al-Busaidi, H. K. 2011 c. Relationships between fish length and otolith length, width and weight of the Indian mackerel *Rastrelliger kanagurta* (Cuvier, 1817) collected from the Sea of Oman. *Ribarstvo* **69**, 51–61.
- Jawad, L. A., Gnohossou, P., Toussou, A. G., Ligas, A. 2017. Morphometric relationships of *Coptodon guineensis* and *Sarotherodon melanotheron* (Perciformes, Cichlidae) in two lakes of Benin (western Africa). *Turkish Journal of Fisheries and Aquatic Science*, **17**, 217–221.

- Jawad, L. A., Hoedemakers, K., Ibáñez, A. L., Ahmed, Y. A., El-Regal, M. A. A., Mehanna, S. F. 2018 a. Morphology study of the otoliths of the parrotfish, *Chlorurus sordidus* (Forsskål, 1775) and *Hipposcarus harid* (Forsskål, 1775) from the Red Sea coast of Egypt (Family: Scaridae). *Journal of the Marine Biological Association of United Kingdom*, **98**, 819–828.
- Jawad, L. A., Sabatino, G., Ibáñez, A. L., Andaloro, F., Battaglia, P. 2018 b. Morphology and ontogenetic changes in otoliths of the mesopelagic fishes *Ceratocopelus maderensis* (Myctophidae), *Vinciguerria attenuata* and *V. poweriae* (Phosichthyidae) from the Strait of Messina (Mediterranean Sea). *Acta Zoologica*, **99**, 126–142.
- Jobling, M., Breiby, A. 1986. The use and abuse of fish otoliths in the studies of feeding habits of marine piscivores. *Sarsia*, **71**, 265–274.
- Kubetzi, U., Garthe, S. 2003. Distribution, diet and habitat selection by four sympatrically breeding gull species in the southeastern North Sea. *Marine Biology*, **143**, 199–207.
- Labeelund, J. H., Aass, P., Saegrov, H. 1996. Prey orientation in piscivorous brown trout. *Journal of Fish Biology*, **48**, 871–877.
- Liordos, V., Goutner, V. 2009. Sexual differences in the diet of great cormorants *Phalacrocorax carbo sinensis* wintering in Greece. *European Journal Wildlife Research*, **55**, 301–308.
- Lombarte, A., Chic, Ò., Parisi-baradad, V., Olivellal, R., Piera, J., Garcíaladona, E. 2006. A web-based environment from shape analysis of fish otoliths. The AFORO database (<http://www.cmima.csic.es/aforo/>). *Scientia Marina*, **70**, 147–152.
- Majluf, P. A., Reyes, J. C. 1989. The marine mammals of Peru: a review. In *The Peruvian upwelling ecosystem: dynamics and interactions*. ICLARM Conference Proceeding, **18**, 344–363.
- Mehanna, S. F., Jawad, L. A., Ahmed, Y. A., Abu El-Regal, M. A., Dawood, D. 2016. Relationships between fish size and otolith measurements for *Chlorurus sordidus* (Forsskål, 1775) and *Hipposcarus harid* (Forsskål, 1775) from the Red Sea coast of Egypt. *Journal of Applied Ichthyology*, **32**, 356–358.
- Miskiewicz, A. G., Neira, F. J. 1998. Engraulidae: anchovies. In: Neira, F. J. Miskiewicz, A.G., Trnski, T., eds. *Larvae of temperate Australian fishes: laboratory guide for larval fish identification*. University of Western Australia Press, 54–57.
- Munroe, T. A., Nizinski, M. 1999. Engraulidae. Anchovies. In: Carpenter, K. E., Niem, V. H., eds. *FAO species identification guide for fishery purposes. The living marine resources of the WCP. Vol. 3. Batoid fishes, chimaeras and bony fishes part 1 (Elopidae to Linophrynidae)*. FAO, Rome, 1698–1706.
- Page, B., McKenzie, J., Goldsworthy, S. D. 2005. Dietary resource partitioning among sympatric New Zealand and Australian fur seals. *Marine Ecology Progress Series*, **293**, 283–302.
- Park, J. M., Gaston, T. F., Williamson, J. E. 2017. Resource partitioning in gurnard species using trophic analyses: The importance of temporal resolution. *Fisheries Research*, **186**, 301–310.
- Qasim, A. M., Jawad, L. A., Abdullah, A. H. J. 2019. Fish length-otolith size and weight relationships of the *Otolithes ruber* (Bloch & Schneider, 1801) collected from the marine waters of Iraq, Persian Gulf. *Cahier de Biologia Marine*, **60**, 439–443.
- Reichenbacher, B., Kamrani, E., Esmaeili, H. R., Teimori, A. 2009. The endangered cyprinodont *Aphanius ginaonis* (Holly, 1929) from southern Iran is a valid species: evidence from otolith morphology. *Environmental Biology of Fishes*, **86**, 507–521.
- Sadigzadeh, Z., Tuset, V. T. 2012. *Otolith atlas from the Persian Gulf and the Oman sea fishes*. LAP Lambert Academic Publishing: Saarbrücken, 1–58.
- Schuckard, R., Melville, D. S., Cook, W. E., Machovsky-Capuska, G. E. 2012. Diet of the Australasian gannet (*Morus serrator*) at farewell spit, New Zealand. *Notornis*, **59**, 66–70.
- Smale, M. J., Watson, G., Hecht, T. 1995. *Otolith atlas of Southern African marine fishes*. JLB Smith Institute of Ichthyology, Grahamstown, 1–253.
- Stevenson, M. L. 2004. Trawl survey of the west coast of the South Island and Tasman and Golden Bays, March–April 2003 (KAH0304). *New Zealand Fisheries Assessment Report 2004/4*. 1–69.
- Veldkamp, R. 1995. Diet of Cormorants *Phalacrocorax carbo sinensis* at Wanneperveen, The Netherlands, with special reference to bream *Abramis brama*. *Ardea*, **83**, 143–155.
- Ward, T. M., McLeay, L. J., Dimmlich, W. F., Rogers, P. J., McClatchie, S. A. M., Matthews, R., Kämpf, J., Van Ruth, P. D. 2006. Pelagic ecology of a northern boundary current system: effects of upwelling on the production and distribution of sardine (*Sardinops sagax*), anchovy (*Engraulis australis*) and southern bluefin tuna (*Thunnus maccoyii*) in the Great Australian Bight. *Fisheries Oceanography*, **15**, 191–207.
- Whitehead, E. A., Adams, N., Baird, K. A., Bell, E. A., Borelle, S. B., Dunphy, B. J., Gaskin, C. P., Landers, T. J., Rayner, M. J., Russell, . C. 2019. *Threats to seabirds of northern Aotearoa New Zealand*. Northern New Zealand Seabird Charitable Trust, Auckland, New Zealand, 1–76.
- Yilmaz, S., Yazicioğlu, O., Yazici, R., Polat, N. 2015. Relationships between fish length and otolith size for five cyprinid species from Lake Ladik, Samsun, Turkey. *Turkish Journal of Zoology*, **39**, 438–446.
- Zan, X. X., Zhang, C., Xu, B.-D., Zhang, C.-L. 2015. Relationships between fish size and otolith measurements for 33 fish species caught by bottom trawl in Haizhou Bay, China. *Journal of Applied Ichthyology*, **31**, 544–548.

Received 9 December 2020

Accepted 1 July 2021